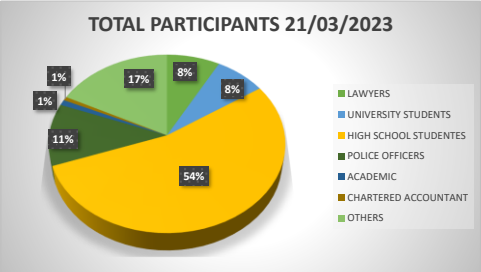


LESSON 11 - 21/03/2023

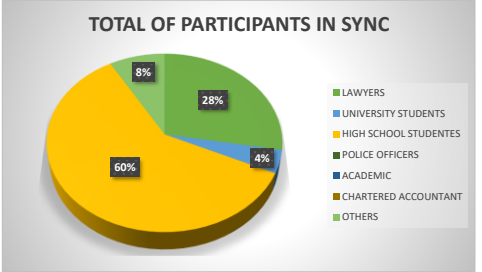
TOTAL	302
-------	-----

TOTAL PARTICIPANTS 21/03/2023	
LAWYERS	24
UNIVERSITY STUDENTS	23
HIGH SCHOOL STUDENTES	163
POLICE OFFICERS	34
ACADEMIC	3
CHARTERED ACCOUNTANT	2
OTHERS	53



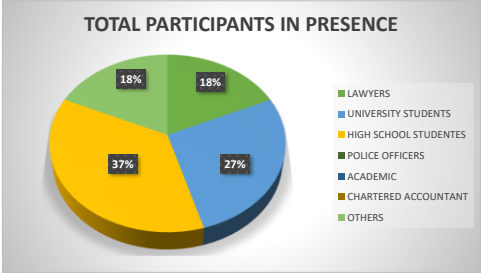
TOTAL	72
-------	----

TOTAL OF PARTICIPANTS IN SYNC	
LAWYERS	20
UNIVERSITY STUDENTS	3
HIGH SCHOOL STUDENTES	43
POLICE OFFICERS	0
ACADEMIC	0
CHARTERED ACCOUNTANT	0
OTHERS	6



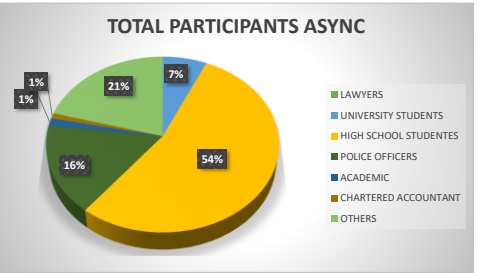
TOTAL	22
-------	----

TOTAL PARTICIPANTS IN PRESENCE	
LAWYERS	4
UNIVERSITY STUDENTS	6
HIGH SCHOOL STUDENTES	8
POLICE OFFICERS	0
ACADEMIC	0
CHARTERED ACCOUNTANT	0
OTHERS	4



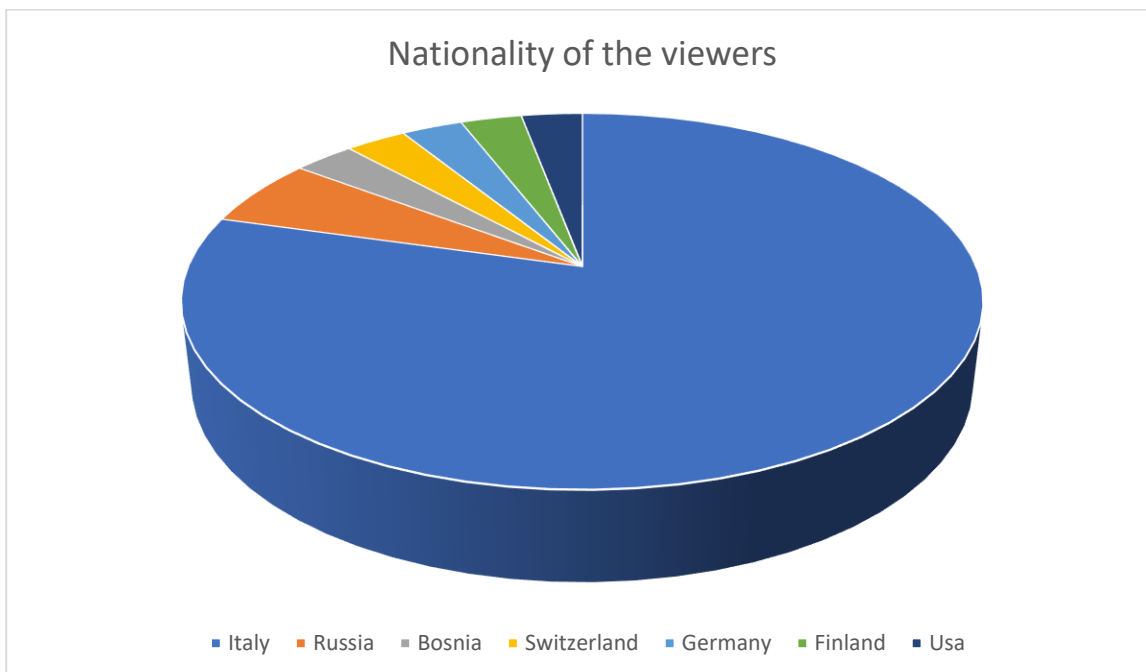
TOTAL	208
-------	-----

TOTAL PARTICIPANTS ASYNC	
LAWYERS	0
UNIVERSITY STUDENTS	14
HIGH SCHOOL STUDENTES	112
POLICE OFFICERS	34
ACADEMIC	3
CHARTERED ACCOUNTANT	2
OTHERS	43



21 March – Website

Paese	Acquisizione		
	Utenti ↓	Nuovi utenti	Sessioni
	34 % del totale: 100,00% (34)	8 % del totale: 100,00% (8)	37 % del totale: 100,00% (37)
1. 🇮🇹 Italy	27 (79,41%)	4 (50,00%)	29 (78,38%)
2. 🇷🇺 Russia	2 (5,88%)	2 (25,00%)	2 (5,41%)
3. 🇧🇦 Bosnia & Herzegovina	1 (2,94%)	0 (0,00%)	1 (2,70%)
4. 🇨🇭 Switzerland	1 (2,94%)	0 (0,00%)	1 (2,70%)
5. 🇩🇪 Germany	1 (2,94%)	0 (0,00%)	2 (5,41%)
6. 🇫🇮 Finland	1 (2,94%)	1 (12,50%)	1 (2,70%)
7. 🇺🇸 United States	1 (2,94%)	1 (12,50%)	1 (2,70%)



21 March – Social Networks

INSTAGRAM		
Accounts reach	Interactions	Total followers
226 (+4,6%)	27 (+22,7%)	254 (+0,3%)

TWITTER		
Impressions	Profile visitors	Engagements
23	1	6

LINKEDIN		
Impressions		
398		